



**CompuQuilt**

PMB 116, 2791F No. Texas St.  
Fairfield, California 94533

Quilt Series:

The Future is So Bright

**Block # 12**


**Variable Star Block**

## Variable Star Block

**Block Size:**

**12" Finished**

**12.5" unfinished**



The Future Is So Bright quilt was designed and pieced by Linda Breshears and machine quilted by Sharon Lutz. The instructions, images, templates, etc included in this free pattern series are copyright 1997-2004 by Linda Breshears and are meant for your personal use. All other use requires permission. If you'd like others to have these patterns and instructions, please send them a link to [CompuQuilt.com](http://CompuQuilt.com).



**CompuQuilt**

PMB 116, 2791F No. Texas St.  
Fairfield, California 94533

Quilt Series:

The Future is So Bright

**Block # 12**

**Variable Star Block**

### Fabric required:

**Brights** - 1/8 yard Scraps

**Black** - 1/8 yard



### Supplies:

Black color cotton thread

Template plastic for templates

Scissors

Basic sewing supplies

### Cutting the patches required:

Templates: Transfer the patterns to template plastic and use to cut fabric patches required.



## Block # 12 Variable Star Block

### Piecing Instructions for the Variable Star Block

1. With right sides together sew a Bright triangle (template A) to a dark background triangle (template B), using a  $\frac{1}{4}$  inch seam allowance, to make 8 units as shown below.



2. Press open, seam allowance to the dark side.



3. Sew two triangle units together with the Bright triangle on opposite sides. Line up the seam lines to create a straight sewn line.




4. Press Open.



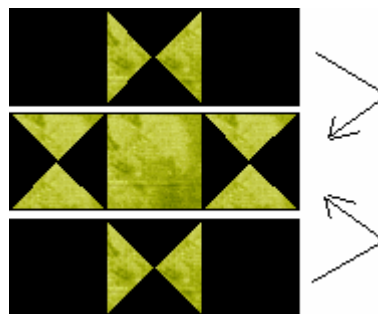
5. Sew two background squares (template C) to the Triangle unit, one on each side as shown. Make two.



6. Sew two triangle units to one Bright square (template C), one unit on each side as shown. Make one.



7. Finish the block by sewing the three units with the right sides together, as shown. Press open.





**CompuQuilt**

PMB 116, 2791F No. Texas St.  
Fairfield, California 94533

Quilt Series:

The Future is So Bright

**Block # 12**

**Variable Star Block**

## Alternate Quilt

Variable Star Quilt

84" X 84"


12" finished size blocks /w

Alternate block setting

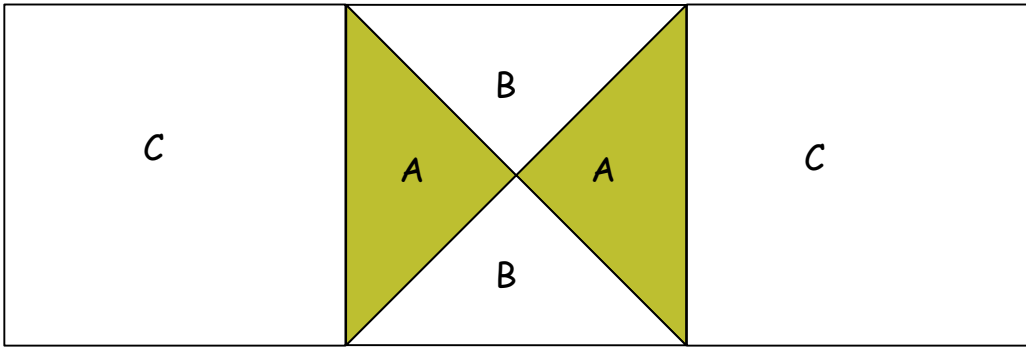
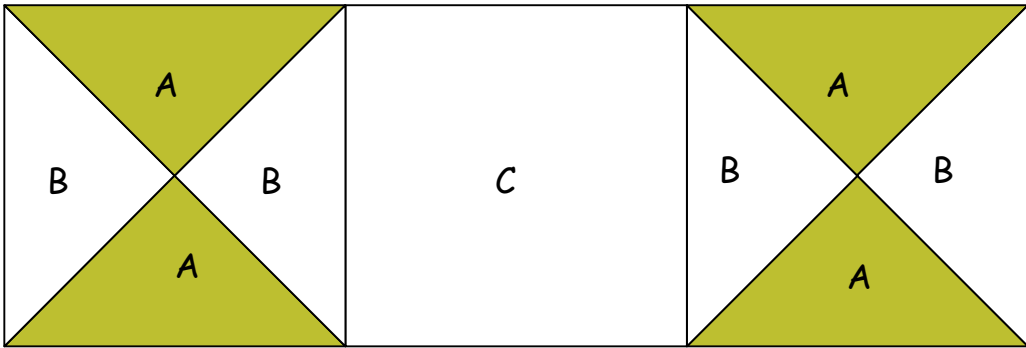
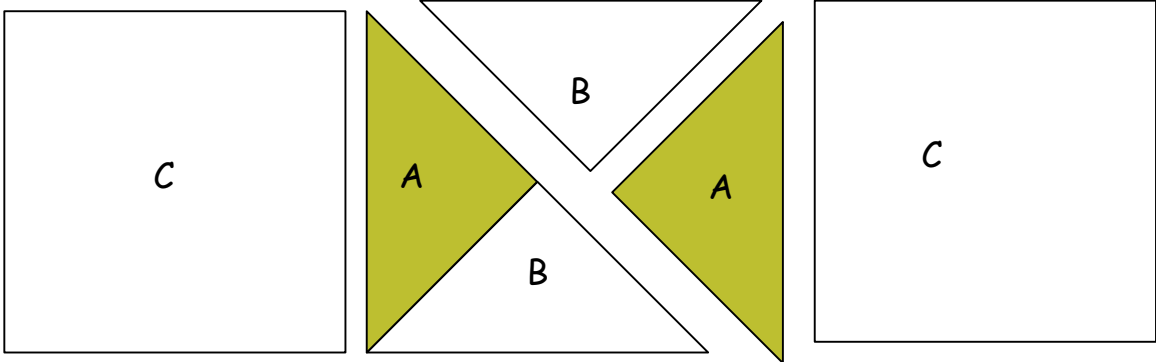
No sash between the blocks

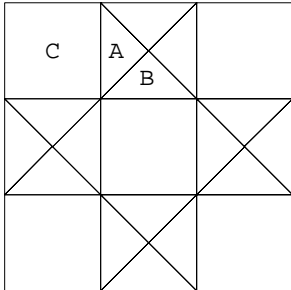
1 borders:

1st border: 6" wide


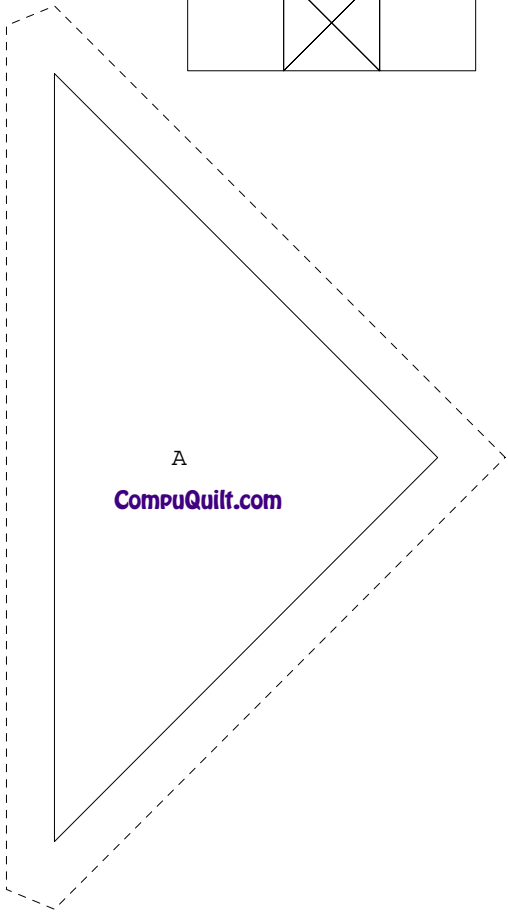
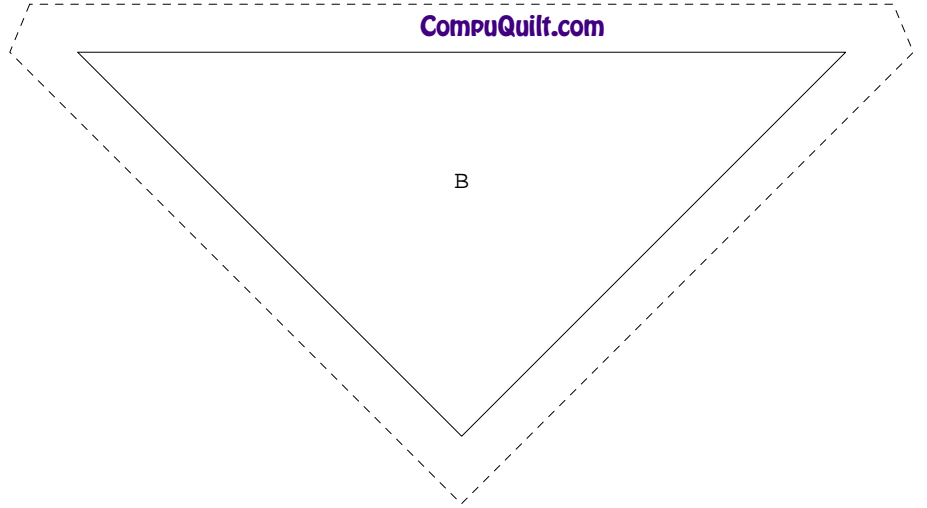


The Future Is So Bright quilt was designed and pieced by Linda Breshears and machine quilted by Sharon Lutz. The instructions, images, templates, etc included in this free pattern series are copyright 1997-2004 by Linda Breshears and are meant for your personal use. All other use requires permission. If you'd like others to have these patterns and instructions, please send them a link to [CompuQuilt.com](http://CompuQuilt.com).





12 inches wide by 12 inches high



Please Note: While we strive to create accurate templates we can not be responsible for incorrectly printed template pieces. Therefore, we urge you to make a paper mock up of the block before cutting your fabric.