





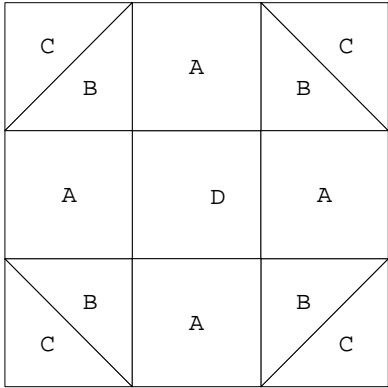



*Future is so Bright - Shoofly  
Block 3, Color Suggestions*





Shoofly


Finished block measures  
12 in. high and 12 in. wide



Solid Color

4 1/2 Inch Square

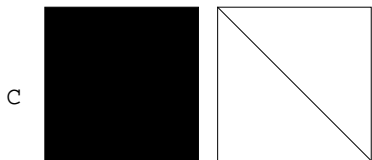
4 Pieces



Fabric - TimelessTreasures\Patrick Lose Marble Mania\pat-1006-pink.BMP

4 7/8 Inch Square


4 Triangles cut from 2 Squares



Solid Color

4 7/8 Inch Square

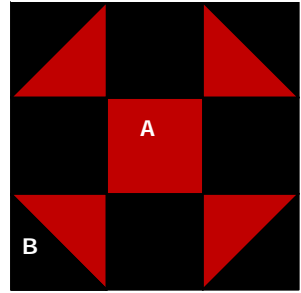
4 Triangles cut from 2 Squares



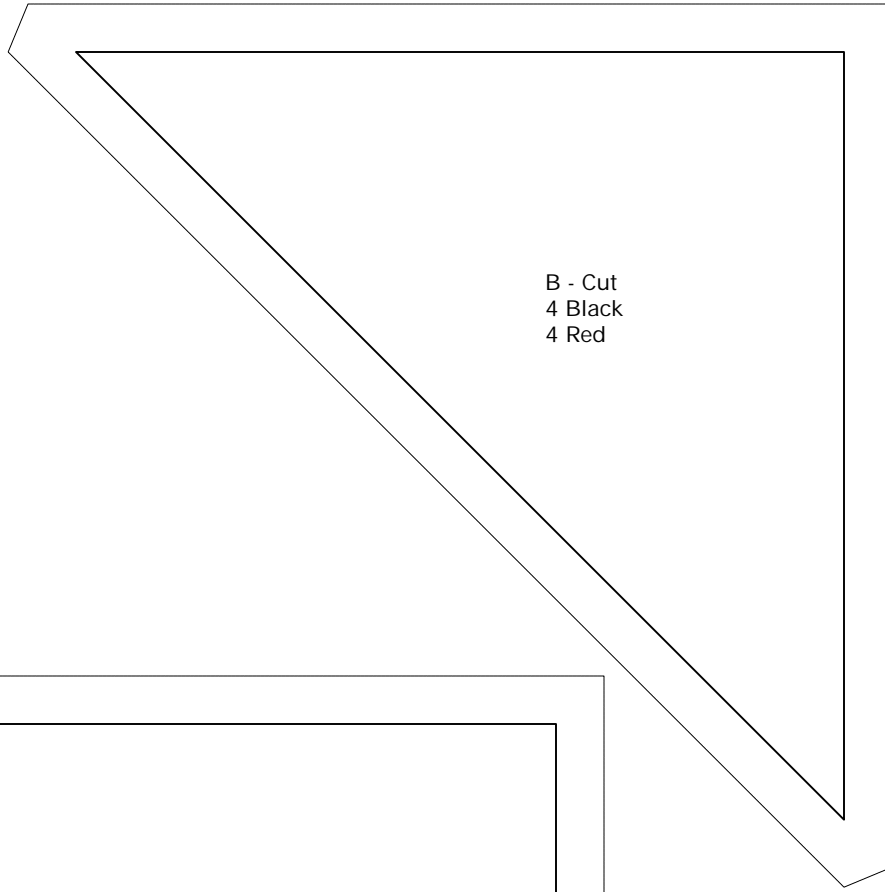
Fabric - TimelessTreasures\Patrick Lose Marble Mania\pat-1006-pink.BMP

4 1/2 Inch Square

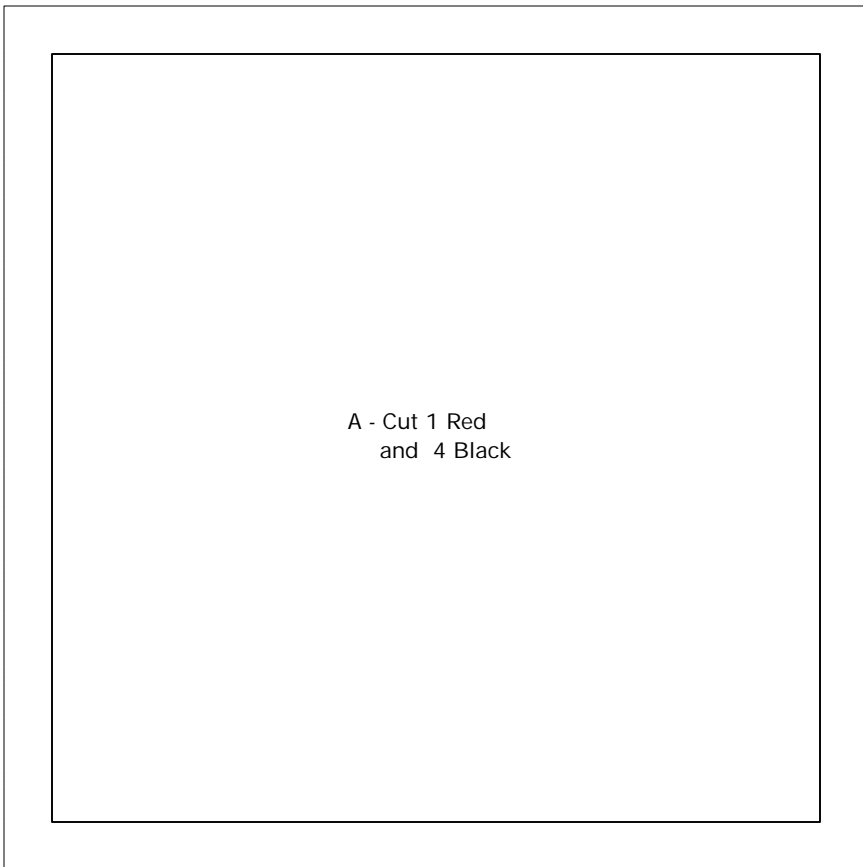
1 Piece




Project: Black & Brights.qlt  
12 inches wide by 12 inches high



B - Cut  
4 Black  
4 Red



A - Cut 1 Red  
and 4 Black



Using a 1/4" seam allowance

Make the 4 Triangle units.

Join 1 triangle unit to each side of the black A patch for each of the two rows.

Then join the 3 A patch together for the middle row.

Join the rows to make the block.