




*Mexican Rose 12" Block
Quilt: Future is so Bright*

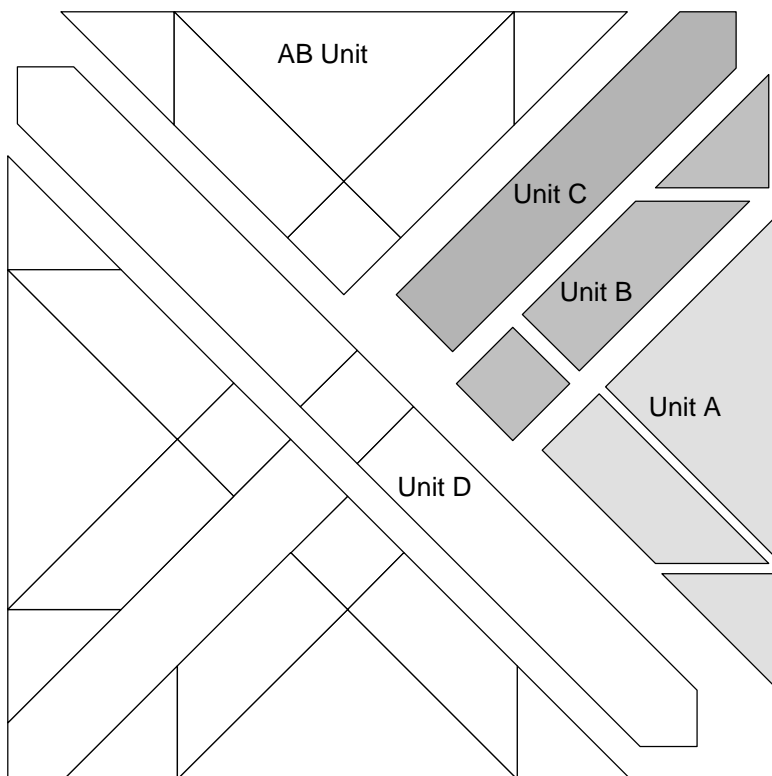


All instructions, images, etc. included on these pages are [copyrighted](#) 1997- 2002 by CompuQuilt. They are for your personal use only. They are not to be used for any commercial purposes, classroom instruction, or on any website without our express permission. If you'd like others to see the patterns please send them a link to our website at: <http://www.compuquilt.com/>

Quilting guilds may use block of the month patterns without permission only IF all copyright information and website address is listed on every page of the instructions. Patterns are for FREE classes only.



Piecing Diagram



Sew all of the patches in Unit A,
There are 4 A units per block.

Sew all of the patches in Unit B,
There are 4 B units per block.

Sew Units B to A as shown. You
will have 4 AB units

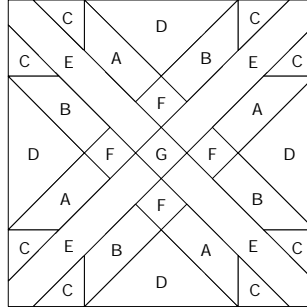
Sew Unit C to the AB Unit

All instructions, images, etc. included on these pages are [copyrighted](#) 1997- 2002 by CompuQuilt. They are for your personal use only. They are not to be used for any commercial purposes, classroom instruction, or on any website without our express permission. If you'd like others to see the patterns please send them a link to our website at: <http://www.compuquilt.com/>

Quilting guilds may use block of the month patterns without permission only IF all copyright information and website address is listed on every page of the instructions. Patterns are for FREE classes only.




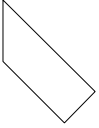

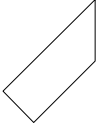

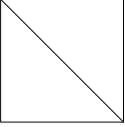

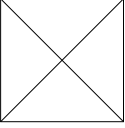

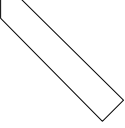




Rotary Cutting Instructions



Mexican Rose

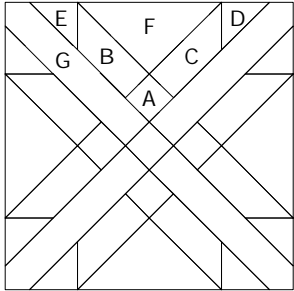
.\My Projects\Futuresobright

Finished block measures
12 in. high and 12 in. wide

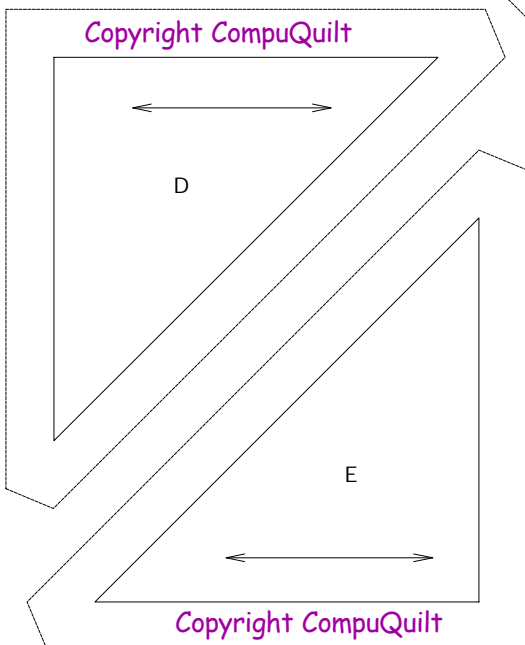
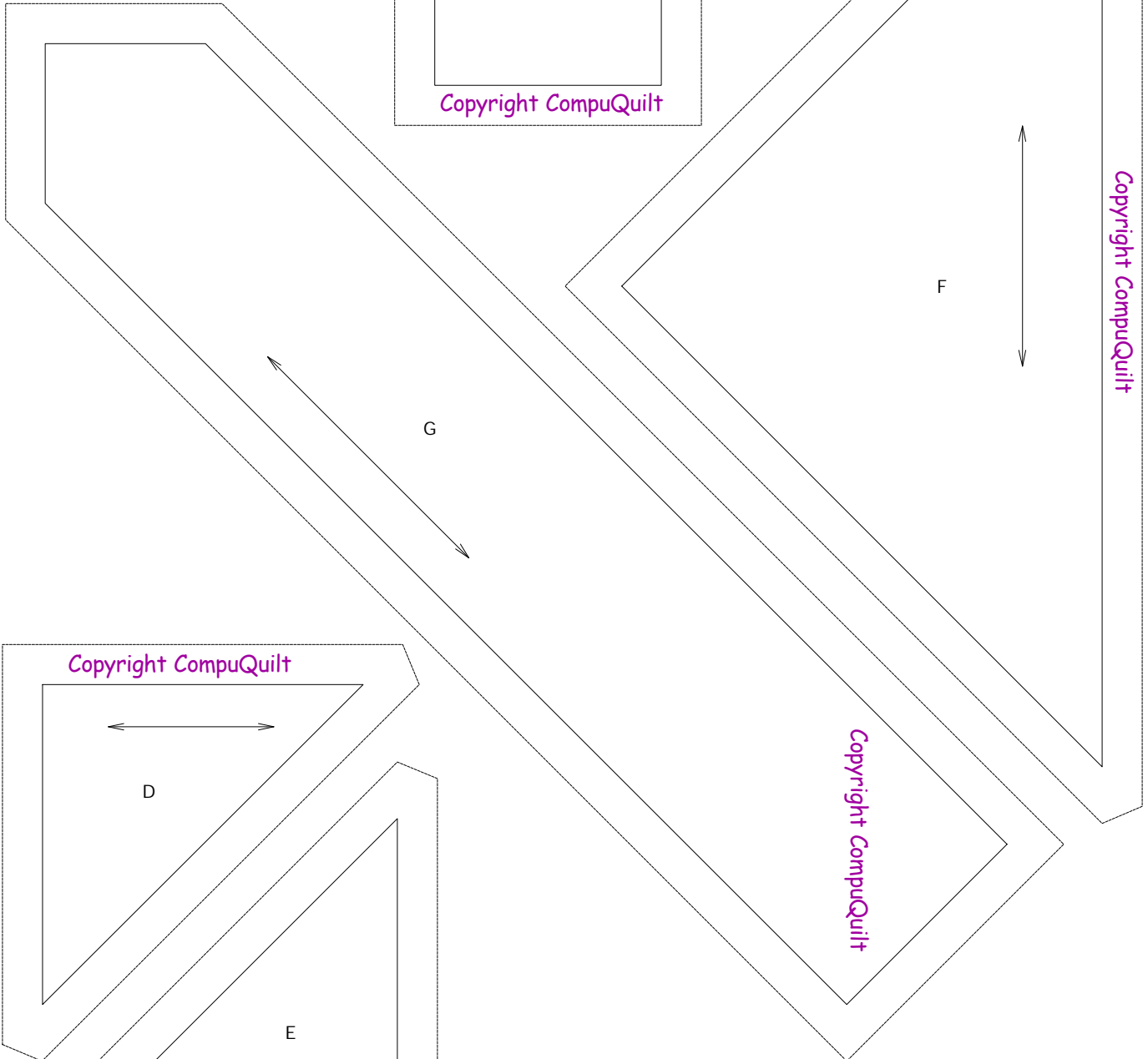
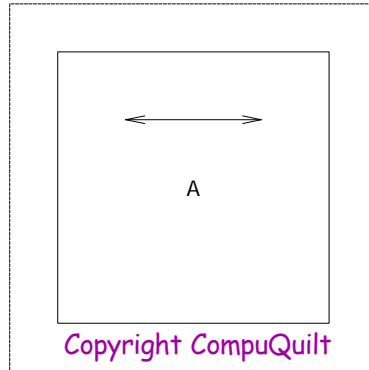
- A**   Fabric - Winter Green
4 3/4 in. High by 1 5/8 in. Wide rectangle, use template to cut triangle off.
4 Pieces
- B**   Fabric - Winter Green
4 3/4 in. High by 1 15/16 in. Wide rectangle, use template to trim triangle off.
4 Pieces
- C**   Background Color
2 7/8 Inch Square
8 Triangles cut from 4 Squares
- D**   Background Color
7 1/4 Inch Square
4 Triangles cut from 1 Square
- E**   Fabric - Purple
8 1/2 in. High by 1 15/16 in. Rectangle, use template to trim triangles off.
4 Pieces
- F**   Fabric - Fuchsia
1 7/8 Inch Square
4 Pieces
- G**   Fabric - Winter Green
1 7/8 Inch Square
1 Piece

All instructions, images, etc. included on these pages are copyrighted 1997- 2002 by CompuQuilt. They are for your personal use only. They are not to be used for any commercial purposes, classroom instruction, or on any website without our express permission. If you'd like others to see the patterns please send them a link to our website at: <http://www.compuquilt.com/>

Quilting guilds may use block of the month patterns without permission only IF all copyright information and website address is listed on every page of the instructions. Patterns are for FREE classes only.



Block: Mexican Rose.blk
12 inches wide by 12 inches high



All instructions, images, etc. included on these pages are copyrighted 1997- 2002 by CompuQuilt. They are for your personal use only. They are not to be used for any commercial purposes, classroom instruction, or on any website without our express permission. If you'd like others to see the patterns please send them a link to our website at: <http://www.compuquilt.com/>

Quilting guilds may use block of the month patterns without permission only IF all copyright information and website address is listed on every page of the instructions. Patterns are for FREE classes only.

Welcome to Compuquilt

