


Welcome to Compuquilt



The Future is so Bright - Quilt series
Block is: Jack in the Box 12" Finished size

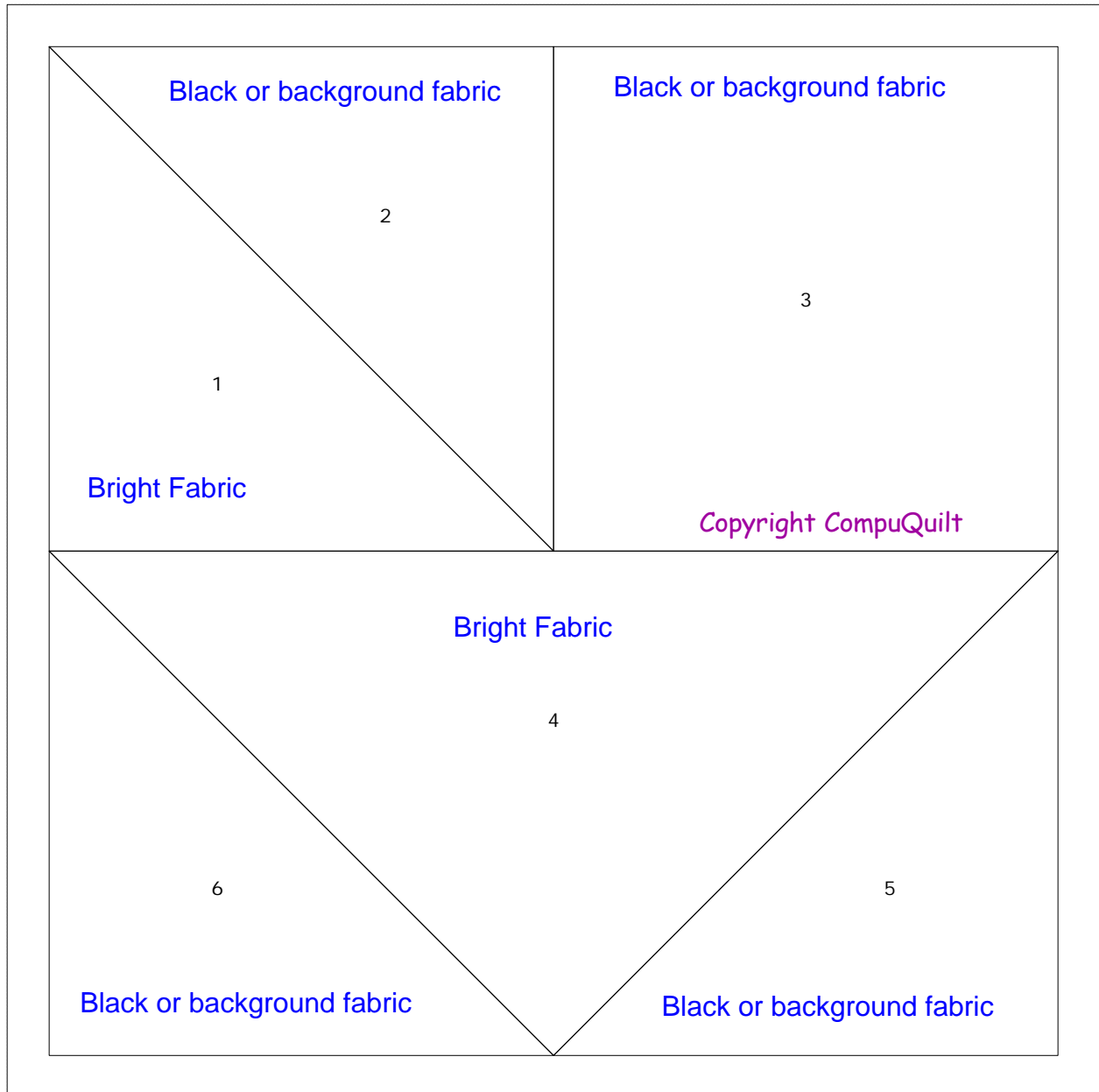


All instructions, images, etc. included on these pages are [copyrighted](#) 1997- 2002 by CompuQuilt. They are for your personal use only. They are not to be used for any commercial purposes, classroom instruction, or on any website without our express permission. If you'd like others to see the patterns please send them a link to our website at: <http://www.compuquilt.com/>

Quilting guilds may use block of the month patterns without permission only IF all copyright information and website address is listed on every page of the instructions. Patterns are for FREE classes only.

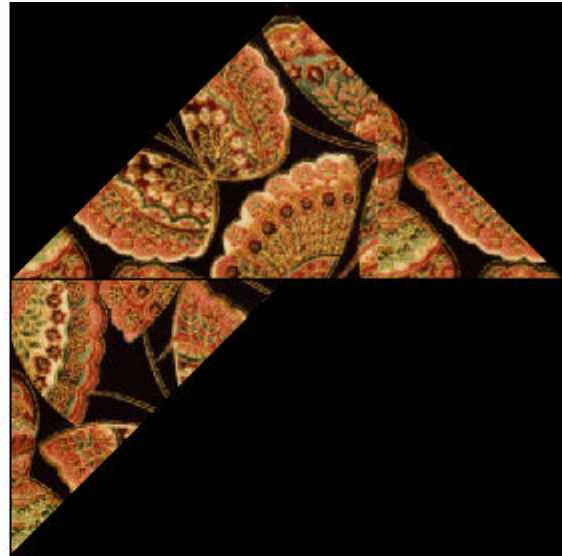



The Future is so Bright - Quilt series
Block is: Jack in the Box 12" Finished size

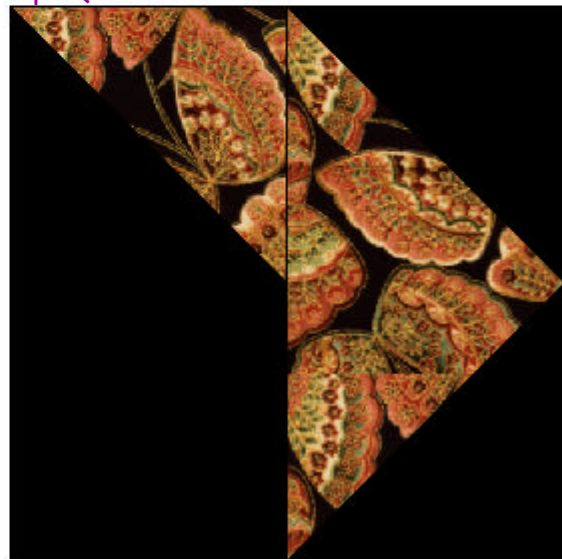



Print and piece 4 units from the above pattern for each block. Piece the units as shown. You may need to press the seams open to keep the bulk down.

The Future is so Bright - Quilt series
Block is: Jack in the Box 12" Finished size



Copyright CompuQuilt



Rotate and piece together the 4 units as shown above using a 1/4" seam allowance. When complete, the block size should be 12.5" unfinished.